

UNIVERSIDADE FEDERAL DE MINAS GERAIS
FACULDADE DE LETRAS



Luana Vieira de Assis

Olympic Sports



Março de 2010
Belo Horizonte, MG.

UNIVERSIDADE FEDERAL DE MINAS GERAIS
FACULDADE DE LETRAS
CURSO DE ESPECIALIZAÇÃO EM ENSINO DE LÍNGUA INGLESA

OLYMPIC SPORTS

The Olympic rings logo is rendered in a stylized, overlapping manner. The rings are colored light blue, yellow, grey, green, and pink from left to right. The text 'OLYMPIC SPORTS' is superimposed over the rings in a large, bold, black serif font with a slight drop shadow.

Luana Vieira de Assis


Trabalho apresentado como
requisito à conclusão e obtenção do
título de Especialista em Ensino de
Língua Inglesa pela Faculdade de
Letras da Universidade Federal de
Minas Gerais.

Março de 2010

Belo Horizonte, MG.

SUMMARY

About the author.....	4
About the Context	5
Unit - Olympic Sports	
Talking about.....	6
Face the Challenge	7
Let's read?	8
Grammar Time (part 1)	10
Practicing more	11
Grammar Time (part 2)	12
Pronunciation	13
Some more about.....	14
Listening	15
Vocabulary.....	17
Getting more information.....	19
Writing.....	21
Speaking!.....	22
Glossary.....	23
Grammar Help!	24
References	28
Teacher's manual	32
Test to test the unit.....	44
Test answer key.....	50



ABOUT THE AUTHOR AND THE WORK...

This unit was written by me, Luana Vieira de Assis, as a final work to the post-graduation course, CEI - FALE/UFMG, Curso de Especialização em Ensino da Língua Inglesa of Faculdade de Letras / UFMG.

I am an English teacher since I was 18 years old. I am graduated in Literature at FACSAL- Faculdade da Cidade de Santa Luzia - 2007.

During the graduation course, I had been working in a private language course, in the same city, Santa Luzia / MG. After I finished my graduation, I started to work in public schools.

Nowadays, I have worked with others English teachers inside the EDUCONLE project. This is a really interesting experience, mainly because we can share everything that surround us (good and not so good) and our students, English teachers, during language classes.

During the drive, you may notice activities that will enhance everything a student needs to have an effective learning. The four skills (listening, writing, speaking and reading) are worked around a context in which the student is the holder of the main role. In addition, the teacher using this unit shall be provided with a guide that will give extra information and tips that will help the pleasurable experience of teaching English.

Hope you like it..
Luana Vieira de Assis
English Teacher
chronoslua@yahoo.com.br

ABOUT THE CONTEXT...

This unit was prepared in order to satisfy students who need more support to study English.

Besides, near all English teachers usually look for a material that attempts his/her student's necessities. And it is not different with me. With my student's needs in mind, I decided to give a strict context to the use of this material.

This unit of a textbook has its use conditioned to adolescents included in Minas Gerais' project called: PAV. For those who are unfamiliar with the project, PAV means: Projeto de Aceleração para o Vencimento. In this, all students who have an incompatible age with the series are routed through to the project. The purpose of that is to help students overcome the delay and continue with their school life.

Thus, this work intended to serve and assist the teaching and learning process of students belonging to the project PAV of José Maria Bicalho State School, Santa Luzia, Minas Gerais. These students are between 15 and 18 years old, some of them have to work and also help giving support to his/her family. These students are also characterized by belonging to a non-noble area of the city already mentioned. Some can not afford to buy books and maybe this is one of many reasons for the demotivation of those with the teaching of English.

UNIT 1- OLYMPIC SPORTS



Talking about...

1) - Look at the following pictures. Name each sport.



Soccer
Windsurf
Snooker
Volleyball
Golf
Handball



- a) What do you know about these sports?
- b) Which one do you prefer? Have you practiced any of them?
- c) Which of them are considered Olympic Sports?
- d) Can you name one famous player of each sport above mentioned?



Write at least 6 other sports that are Olympic. Mention 1 of its characteristics.

SPORT	CHARACTERISTIC




PART 1 - Answer the questions:


- a) How much do you know about Rio de Janeiro?
- b) Identify the landmarks shown in the following pictures:



.....



.....



.....

Now, read about the host city of the Olympic Games of 2016.

THE CITY

The city is officially mentioned for the first time when, in January 1502, the second Portuguese exploratory expedition, commanded by Gaspar Lemos, arrived at the bay, which the navigator assumed to be the mouth of a river, therefore calling the region Rio de Janeiro (River of January).

In 1530, the Portuguese court sent an expedition to colonize the area, rather than continuing to use it only as a stop-over on their maritime adventures. The French, however, had had a presence in Rio de Janeiro and its surroundings since the beginning of the century and were willing to fight for control of the region. In 1560, after a series of unsuccessful attempts, the Portuguese expelled the French. The Portuguese city grew up around São Januário Hill, later known as Castle Hill, and then Praça Quinze, a square which is still the heart of Rio. The city developed due to its natural vocation as a port. At the same time that gold was discovered in Minas Gerais State, at the end of the seventeenth century, the governor of Brazil was made viceroy. Salvador was the colonial capital, but the growing importance of the port of Rio ensured the transfer of the seat of power to the south, to the city that would become, and still is, the intellectual and cultural center of the country. In 1808, the Portuguese royal family came to Rio de Janeiro, as a refuge from the threat of Napoleon's invasion. In this period the city developed considerably, with the establishment of new activities and construction of large buildings. When the royal family returned to Portugal and after the independence of Brazil in 1822, the gold mines had been exhausted and given way to a different source of wealth: coffee. The city continued to grow through the nineteenth

century, initially northward, to São Cristóvão and Tijuca, and then towards the South Zone, through Glória, Flamengo and Botafogo. However, in 1889, the abolition of slavery and poor harvests interrupted progress. This period of social and political unrest led to the Proclamation of the Republic. Despite this, Rio, then called the Federal District, remained the political center and capital of the country. The beginning of the twentieth century saw the creation of wide streets and imposing buildings, mostly in the French fin-de-siècle style. Rio de Janeiro maintained its position until the inauguration of Brasília as capital of the republic in 1960. Capital of the state of Rio de Janeiro, the city remains the social and cultural center of the country.

Source: <http://www.rio2016.org.br/en/Cidade/> Access: 10/02/2010

Reading comprehension:

- When did the second expedition arrive in Rio?
- Who came to Rio de Janeiro in 1808?
- What happened with the gold mines?
- Which activity became important after the mines?
- Do you know any other historical fact which is not mentioned in the text?



STRATEGIES TO READ

Skimming is used to quickly identify the main ideas of a text. When you read the newspaper, you're probably not reading it word-by-word, instead you're scanning the text. People often skim when they have lots of material to read in a limited amount of time.

Scanning is a technique you often use when looking up a word in the telephone book or dictionary. You search for key words or ideas. In most cases, you know what you're looking for, so you're concentrating on finding a particular answer. Once you've scanned the document, you might go back and skim it.

Source: <http://42explore.com/skim.htm> (adapted) Access: 10/24/2009

Post Reading work:

What do you think of knowing more about Rio de Janeiro?

Search for all relevant information about the host city of the Olympic Games in 2016. Climate, culture, nature, geography aspects and other sights are important points in order to know Rio de Janeiro.



Grammar time!

PART 1

A- After read the text "The city", identify the sentences in it:

- 1) "The Portuguese city **grew up** around São Januário Hill..."
- 2) " When the royal family **returned** to Portugal..."

According to what you have understood, these verbs are in:

() present () future () past ?

Explain your answer, giving examples from the text or any other information to clarify it.

.....

.....

B - Complete the sentences in the past tense. If necessary, read the text "The city" again. Pay attention to the verbs given:

- 1- "The Portuguese Royal Family _____to Rio de Janeiro..." (to come)
- 2- "In 1560, after a series of unsuccessful attempts, the Portuguese _____the French." (to expell)
- 3- "The city _____ due to its natural vocation as a port." (to develop)
- 4- "The city _____to grow through the nineteenth century" (to continue)

Practicing more...

Read about the Olympic Sport: VOLLEYBALL

THIS WAS HOW VOLLEYBALL WAS INTRODUCED - FACTS AND INFORMATION ABOUT THE GAME

The game of volleyball, originally called "mintonette", was invented in 1895 by William G. Morgan, after the invention of basketball by only 4 years. Morgan, a graduate of the Springfield College of the YMCA, designed the game to be a combination of basketball, baseball, tennis and handball.

The first volleyball net, borrowed from tennis, was only 6'6" high (though you need to remember that the average American was shorter in the 19th century).

The offensive style of setting and spiking was first demonstrated in the Philippines in 1916. Over the years that followed, it became clear that standard rules were needed for tournament play, and thus the USVBA (United States Volleyball Association) was formed in 1928.

Two years later, the first 2-man beach volleyball game was played, though the professional side of the sport did not emerge until much later. Not surprisingly, the first beach volleyball association appeared in California (1965), and the professional players united under the auspices of the AVP (American Volleyball Professionals) in 1983.

During the 1984 Los Angeles Olympics, American men and women took gold and silver medals in indoor volleyball competition. Four years later at the Olympics in Korea, the men once again scored gold. Starting in 1996, 2-man beach volleyball was officially introduced to the Olympics. Today, there are more than 800 million volleyball players worldwide, 46 million of them in the U.S.

<http://www.athleticscholarships.net/history-of-volleyball.htm> Access: 01/20/10

Underline the verbs in the simple past. Write them down. Can you identify their meaning? Try to use them making other sentences...

.....

.....

.....

.....



Grammar time!

PART 2

Affirmative, Negative and Interrogative Forms

Observe the examples given.

- American men and women took gold and silver medals in indoor volleyball competition.
- Did American men and women **take** gold and silver medals in indoor competition?
- American men and women **did not (didn't) take** gold and silver medals in indoor competition.

Completed Action in the Past



TIP: For further information about verbs (regular and irregular) in the **Simple Past Tense**, take a look at THE GRAMMAR HELP in the end of your book.

Examples:

- I **saw** a movie yesterday.
- I **didn't see** a play yesterday.
- Last year, I **traveled** to Japan.
- Last year, I **didn't travel** to Korea.
- Did you **have** dinner last night?
- She **washed** her car.
- He **didn't wash** his car.

<http://www.englishpage.com/verbpage/simplepast.html> Access: 10/12/09

Now that you have understood the Simple Past, complete its rule:

RULE: Use theto express the idea that an action and finished at atime in the past. Use the auxiliar to make interrogative sentences andor..... in the negative.Sometimes, the speaker may not actually mention the specific time, but they do have one specific time in mind.



Pronunciation

A - Practice the correct pronunciation of the regular verbs in the past.

/d/

When the pronunciation of the infinitive ends in a vowel or voiced consonant, the pronunciation of the _ed suffix will be /d/. Ex:

play /pleɪ/ - played /pleɪd/

listen /lɪsn/ - listened /lɪsnd/

repair /rɪɪ'per/ - repaired /rɪɪ'perd/

/t/

When the pronunciation of the infinitive ends with a voiceless consonant, the pronunciation of the _ed suffix will be /t/. Ex:

stop/stɒp/ -stopped/stɒpt/

work /wɜrk/ - worked /wɜrkt/

watch /wɒtʃ/ - watched /wɒtʃt/

/əd/

When the pronunciation of the infinitive ends with - /d/ or /t/, - the pronunciation of the _ed suffix will be /əd/. Ex:

need/nɪd/ -needed/'nɪdəd/

attend/ə'tend/ -attended/ə'tendəd/

visit /'vɪzɪt/ - visited /'vɪzɪtəd/

Source: <http://www.sk.com.br/sk-ed.html> 03/02/10

B - Put the words* in the correct column:

mentioned - arrived - expelled - discovered - returned - interrupted - called - developed

/d/	/t/	/əd/

*Attention: These words were taken from the text read: "The city", on page

Some more about...



The symbol of the Olympic Games is composed of five interlocking rings, colored blue, yellow, black, green, and red on a white field. This was originally designed in 1912 by Baron [Pierre de Coubertin](#), the founder of the modern Olympic Games. These five rings represent the five (inhabited) continents of the world: [Africa](#), [America](#), [Asia](#), [Europe](#) and [Oceania](#).

Source: http://en.wikipedia.org/wiki/Olympic_symbols (adapted) Access: 11/10/09

COOL ACTIVITY: Produce *Some more about...* sections about the Olympic Games.



Listening!

Part A

Discuss

What do you think is necessary to make the city of Rio de Janeiro in a suitable place to host the Olympic Games in 2016?

.....

.....

.....

.....

.....

Part B- Watch the video taken from youtube. It shows the existing plans to make Rio de Janeiro the host city of Olympic Games in 2016.

<http://www.youtube.com/watch?v=SrcYBHIt-Vs>

Access: 02/20/2010

Write down the words/expressions you have got during the video:

.....

.....

.....

.....

TIP: In order to increase your vocabulary, try to connect the new word with your previous knowledge.

STADIUM - Maracanã, Mineirão, etc.

Or make sentences with the vocabulary: **Yesterday, I went to Mineirão with my cousin.**

Answer the questions:

a) Where will the Olympic Village be built?

.....
.....

b) Which sports did you notice when you watched the video?


.....
.....

c) Where will they be hosted?

.....
.....

Part C - Do you agree with the Olympic Master plan? Why? Why not

.....
.....
.....
.....





Vocabulary...

1) The sentences below were taken from the video <http://www.youtube.com/watch?v=SrcYBHIt-Vs>. Read each one and mark the best option to classify the colored words.

1- "Welcome to the Rio 2016 **olympic** and paralympic master plan"

2- "Filled with all the passion of unique **brazilian** celebration"

3- "A first of its kind in South **America**"

4- "Media **village**"

5- "Alongside the **beautiful** Guanabara Bay"

6- "In the **foot** of Corcovado mountain"

7- "All this in a city where the **passion** of the people makes events **unforgettable**"

8- "Cativate **viewers**"

9- "**Imagine** the breath-taking images"

10- "I hope you will join us in Rio de Janeiro where you can **live** your passion"

() noun - an emotion, such as love or hate.

() Adjective - wonderful

() Noun - a person or animal that can view.

() Noun - A small community.

() verb - to have life.

() noun - the terminal part of the leg.

() Adjective - of or pertaining to the Olympic Games: *an Olympic contender*.

() Adjective - Impossible to forget.

() Noun - Just like Europe, Asia. It is a continent.

() verb - to form a mental image of something.

() Adjective -related to Brazil.

Fill in the words according to their meanings in the sentences below.

a- A soccer player hurt his during the game.

b- people are known as the most interesting people in soccer around the world.

c-goals were done during the Olympic games and World Cup.

d- Carlos: "John, can you Ronaldinho Gaúcho playing in the next Olympic Games?"

John: "No, I can't.

e- Projects are done in order to transform Rio de Janeiro in the Host city.

f- places, in Rio, are going to be home of some sports.

g- Cariocas whonext to the Olympic will have a great opportunity to see the most famous athletes.

h- Ourfor soccer is known around the world!

i- Brazil is the first place that will host the Olympic Games in the south continent.

j- We will have opportunities to be a of different sports and competitions.


Getting more information...

Read the following information about Rio 2016:

The screenshot shows a Windows Internet Explorer browser window. The address bar contains the URL: <http://www.rio2016.org.br/en/Imprensa/Releases/Release.aspx?idConteudo=1139>. The browser's menu bar includes "Arquivo", "Editar", "Exibir", "Favoritos", "Ferramentas", and "Ajuda". The toolbar features a Google search box, "Pesquisar", "Compartilhar", "Google Sidewiki", "Favoritos", and "Fazer login". The page content includes a navigation menu with "Home", "Rio is Ready", "The City", "Rio 2016", "News", "Press", and "Gallery". The main heading is "PRESS", with sub-navigation for "Press releases" and "Registration". The article title is "Rio 2016 and Vancouver 2010 signed a cooperation deal", dated "Wednesday, March 03, 2010". The text describes a cooperation deal signed by the mayors of Rio de Janeiro and Vancouver on Saturday, the 27th, for the 2016 Olympic Games. It mentions the exchange of information and experience between the technical teams of the "Carioca" city and the Canadian city. The event was held at the Vancouver city hall, attended by the president of the Rio 2016 Games Organizing Committee, Carlos Arthur Nuzman. The article also notes that for Eduardo Paes, the 2010 Winter Games were an example of respect and appreciation for the environment, and that the environmental model of the Vancouver Games should be an inspiration for Rio. Finally, it mentions that apart from the meeting with the mayor of Vancouver, Eduardo Paes and Carlos Arthur Nuzman met with the executive director of the International Olympic Committee (IOC), Gilbert Felli, and visited the TV and Media Centers built for the winter Games. A "Back" link is visible at the bottom of the article content.

Source: www.rio2016.org.br/en/Imprensa/Releases/Release.aspx?idConteudo=1139 Access: 03/05/2010

TIP: Remember that there are two reading strategies to help you during this activity. **Skimming and Scanning.**

Visit the box  again and re-read the clue.

- a) Does it have an author? Who?
- b) Where was it taken from?
- c) Mark the options that best describe the genre above:
 - () the reader has to know how to navigate through it.
 - () it shows some important information, such as: the address it was taken from and the date it was published.
 - () it shows other links in order to help the reader's search for more data.
 - () it has the purpose to publish every new about the Olympic Games in Rio 2016.
 - () the reader has to have a permission to access the content.

What else can you identify as a website's characteristic?

.....

.....

.....

Read the text again carefully. Then choose the best answer:

A - Which cities are promoting respectively: The Olympic Games 2016 and The Winter Games 2010:

- () Rio de Janeiro and Toronto.
- () Rio de Janeiro and Vancouver.

B - According to the text, what is an inspiration to Rio 2016 Olympic Games?

- () Vancouver was worried about the environment.
- () Vancouver was not worried about the environment.

C - According to the text, when the cooperation deal was signed?

- () In the last Saturday, 27th.
- () In the last Sunday, 28th.

D - "They concern for making the **greenest** Games in history...". The word in bold means:

() They were concerned about how to protect the environment by constructing ecological buildings, etc.

() Greenest means that everything during the Winter Games were green. There were lots of trees and plants.



Think about what we have been discussed: sports, Olympic Games, Rio de Janeiro and so on.

Search on the internet, books, magazines, etc. more information on the history of the Olympic Games through out the eras...

Example:

"The first Olympic Games were done in Athens, Greece. Women did not participate."

Write the information you found.

COOL ACTIVITY: Produce a website. Put in the information found about the Olympic Games.

Do you know how to produce a **website**?

Visit:

<https://www.google.com/accounts/ServiceLogin?continue=http%3A%2F%2Fsites.google.com%2F&followup=http%3A%2F%2Fsites.google.com%2F&service=jotspot&passive=true&ul=1>

To learn more.

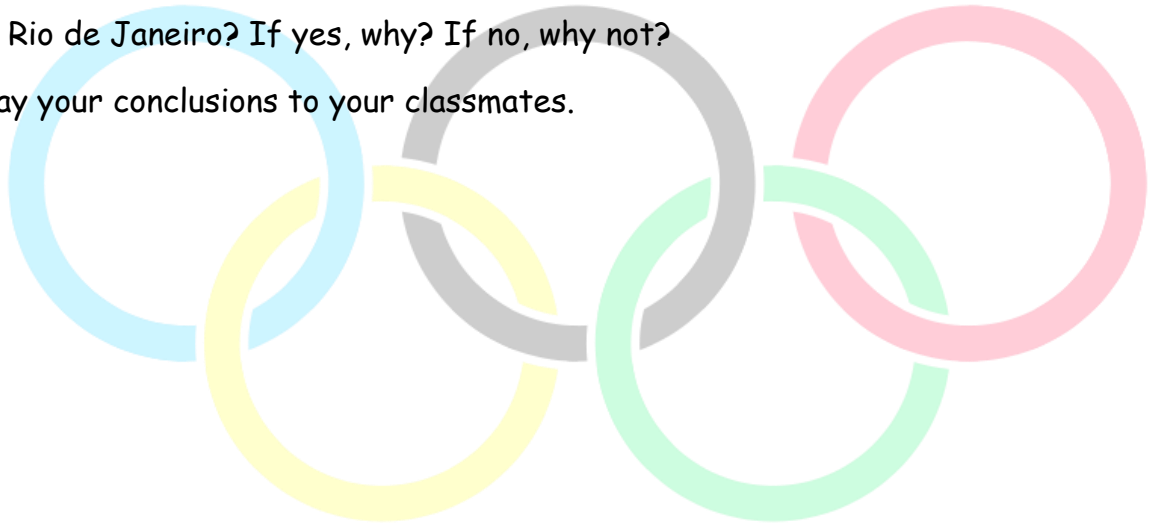


Speaking!

Work with a partner. Discuss the question:

Do you believe that everything is going to be all right during the Olympic Games in Rio de Janeiro? If yes, why? If no, why not?

Say your conclusions to your classmates.



Grammar Help!

Irregular Verbs

Base Form	Past Tense	Past Participle	Portuguese Translation
arise	arose	arisen	<i>surgir, erguer-se</i>
awake	awoke	awoken	<i>despertar</i>
be	was, were	been	<i>ser, estar</i>
bear	bore	borne	<i>suportar, ser portador de</i>
beat	beat	beaten	<i>bater</i>
become	became	become	<i>tornar-se</i>
befall	befell	befallen	<i>acontecer</i>
beget	begot	begotten, begot	<i>procriar, gerar</i>
begin	began	begun	<i>começar</i>
behold	beheld	beheld	<i>contemplar</i>
bend	bent	bent	<i>curvar</i>
bet	bet	bet	<i>apostar</i>
bid	bid	bid	<i>oferecer, fazer uma oferta</i>
bind	bound	bound	<i>unir, encadernar, obrigar-se</i>
bite	bit	bitten	<i>morder</i>
bleed	bled	bled	<i>sangrar, ter hemorragia</i>
blow	blew	blown	<i>assoprar, explodir</i>
break	broke	broken	<i>quebrar</i>
breed	bred	bred	<i>procriar, reproduzir</i>
bring	brought	brought	<i>trazer</i>
broadcast	broadcast	broadcast	<i>irradiar, transmitir</i>
build	built	built	<i>construir</i>
buy	bought	bought	<i>comprar</i>
cast	cast	cast	<i>atirar, deitar</i>
catch	caught	caught	<i>pegar, capturar</i>
choose	chose	chosen	<i>escolher</i>
cling	clung	clung	<i>aderir, segurar-se</i>
come	came	come	<i>vir</i>
cost	cost	cost	<i>custar</i>
creep	crept	crept	<i>rastejar</i>
cut	cut	cut	<i>cortar</i>
deal	dealt	dealt	<i>negociar, tratar</i>
dig	dug	dug	<i>cavocar</i>
do	did	done	<i>fazer **</i>
draw	drew	drawn	<i>tracionar, desenhar **</i>
drink	drank	drunk	<i>beber</i>
drive	drove	driven	<i>dirigir, ir de carro</i>
eat	ate	eaten	<i>comer</i>
fall	fell	fallen	<i>cair</i>
feed	fed	fed	<i>alimentar</i>
feel	felt	felt	<i>sentir, sentir-se</i>
fight	fought	fought	<i>lutar</i>

find	found	found	<i>achar, encontrar</i>
flee	fled	fled	<i>fugir, escapar</i>
fling	flung	flung	<i>arremessar</i>
fly	flew	flown	<i>voar, pilotar</i>
forbid	forbade	forbidden	<i>proibir</i>
forget	forgot	forgot, forgotten	<i>esquecer</i>
forgive	forgave	forgiven	<i>perdoar</i>
freeze	froze	frozen	<i>congelar, paralisar</i>
get	got	gotten, got	<i>obter **</i>
give	gave	given	<i>dar</i>
go	went	gone	<i>ir</i>
grind	ground	ground	<i>moer</i>
grow	grew	grown	<i>crescer, cultivar</i>
have	had	had	<i>ter, beber, comer</i>
hear	heard	heard	<i>ouvir</i>
hide	hid	hidden, hid	<i>esconder</i>
hit	hit	hit	<i>bater</i>
hold	held	held	<i>segurar</i>
hurt	hurt	hurt	<i>machucar</i>
keep	kept	kept	<i>guardar, manter</i>
know	knew	known	<i>saber, conhecer</i>
lay	laid	laid	<i>deitar</i>
lead	led	led	<i>liderar</i>
leave	left	left	<i>deixar, partir</i>
lend	lent	lent	<i>dar emprestado</i>
let	let	let	<i>deixar, alugar</i>
lie	lay	lain	<i>deitar</i>
lose	lost	lost	<i>perder, extraviar</i>
make	made	made	<i>fazer, fabricar **</i>
mean	meant	meant	<i>significar, querer dizer</i>
meet	met	met	<i>encontrar, conhecer</i>
overcome	overcame	overcome	<i>superar</i>
overtake	overtook	overtaken	<i>alcançar, surpreender</i>
pay	paid	paid	<i>pagar</i>
put	put	put	<i>colocar</i>
quit	quit	quit	<i>abandonar</i>
read	read	read	<i>ler</i>
ride	rode	ridden	<i>andar</i>
ring	rang	rung	<i>tocar (campanha, etc.)</i>
rise	rose	risen	<i>subir, erguer-se</i>
run	ran	run	<i>correr, concorrer, dirigir</i>
saw	sawed	sawn	<i>serrar</i>
say	said	said	<i>dizer</i>
see	saw	seen	<i>ver</i>
seek	sought	sought	<i>procurar obter, objetivar</i>
sell	sold	sold	<i>vender</i>
send	sent	sent	<i>mandar</i>
set	set	set	<i>marcar, ajustar **</i>
shake	shook	shaken	<i>sacudir, tremer</i>
shed	shed	shed	<i>soltar, deixar cair **</i>
shine	shone	shone	<i>brilhar, reluzir</i>
shoot	shot	shot	<i>atirar, alvejar</i>
show	showed	shown	<i>mostrar, exhibir</i>
shrink	shrank	shrunk	<i>encolher, contrair</i>
shut	shut	shut	<i>fechar, cerrar</i>
sing	sang	sung	<i>cantar</i>
sink	sank	sunk	<i>afundar, submergir</i>
sit	sat	sat	<i>sentar</i>
slay	slew	slain	<i>matar, assassinar</i>
sleep	slept	slept	<i>dormir</i>
slide	slid	slid	<i>deslizar, escorregar</i>

sling	slung	slung	atirar, arremessar
speak	spoke	spoken	falar
spend	spent	spent	gastar
spin	spun	spun	fiar, rodopiar
spit	spit, spat	spit, spat	cuspir
spread	spread	spread	espalhar
spring	sprang	sprung	fazer saltar
stand	stood	stood	parar de pé, agüentar
steal	stole	stolen	roubar
stick	stuck	stuck	cravar, fincar, enfiar
sting	stung	stung	picar (inseto)
stink	stank	stunk	cheirar mal
strike	struck	struck	golpear, desferir, atacar
string	strung	strung	encordoar, amarrar
strive	strove	striven	esforçar-se, lutar
swear	swore	sworn	jurar, prometer, assegurar
sweep	swept	swept	varrer
swim	swam	swum	nadar
swing	swung	swung	balançar, alternar
take	took	taken	tomar **
teach	taught	taught	ensinar, dar aula
tear	tore	torn	rasgar, despedaçar
tell	told	told	contar
think	thought	thought	pensar
throw	threw	thrown	atirar, arremessar
tread	trod	trodden	pisar, trilhar
undergo	underwent	undergone	submeter-se a, suportar
understand	understood	understood	entender
uphold	upheld	upheld	sustentar, apoiar, defender
wear	wore	worn	vestir, usar, gastar
win	won	won	vencer, ganhar
wind	wound	wound	enrolar, rodar, dar corda
write	wrote	written	escrever, redigir

** verbos de significado múltiplo, que podem mudar consideravelmente de significado, conforme a frase em que ocorrerem. Em maior ou menor grau, a maioria dos significados em português fornecidos acima servem apenas como indicativo aproximado e provável. O significado exato vai sempre depender do contexto em que ocorrerem os verbos.

Source: <http://www.sk.com.br/sk-irrv.html>

Regular Verbs

- Add **ED** in the end of the major part of the verbs. Examples:

Work - I worked hard yesterday.

Open - She opened the door, five minutes ago.

- Add **D** when the base form of the verb ends in **E**. Examples:

Dance - She danced a lot during the party.

Arrive - Paul arrived late.


- The case **Y**:

→ **C + Y** = Cross out the **Y** and add **IED**. Example:

Last weekend I studied a lot for the Math class. (study)

→ V + Y= Add ED in the end of the verb. Example:

My kids played with their dogs. (play)



References

Pictures' references:

Soccer:

<http://abcjogos.com.br/wp-content/uploads/2009/03/pro-evolution-soccer-2009-11.jpg>
(01/03/2010)

Volleyball:

<http://www2.mpsaz.org/shepherd/staff/dmlynch/images/spiker.jpg> (01/03/10)

Windsurf:

http://www.madeiraislands.travel/pls/madeira/docs/MM000284/2.20-Windsurf-Costa-Leste_gr.jpg (01/03/10)

Handball:

http://library.thinkquest.org/27480/aug4_handball.jpg (01/03/10)

Golf:

<http://www.alunosonline.com.br/img/golfe.jpg> (01/03/10)

Snooker:

<http://www.imotion.com.br/imagens/data/media/77/5151sinuca.jpg> (01/03/10)

Exclamation mark:

http://aletp.com/wp-content/uploads/2007/09/exclamacao_unibanco.jpg (01/03/10)

Olympic rings:

http://www.ubcgoldenkey.org/Newsletters/Images/Olympic_Rings.png (01/03/10)

Corcovado:

<http://clotildetavares.files.wordpress.com/2009/03/corcovado.jpg> (01/03/10)

Sugar Loaf mountain:

http://3.bp.blogspot.com/_c_4tjjZCjoM/SCVL6hXN7DI/AAAAAAAAA2A/ESQUWYmjaKc/s400/pao%2Bde%2Ba%C3%A7ucar.bmp (01/03/10)

Maracanã:

http://3.bp.blogspot.com/_c_4tjjZCjoM/SCVL6hXN7DI/AAAAAAAAA2A/ESQUWYmjaKc/s400/pao%2Bde%2Ba%C3%A7ucar.bmp (01/03/10)

Help:

<http://detectorsales.ca/Quickstart/ImageLib/help.jpg> (01/03/10)

Soccer 2:

http://thumbs.dreamstime.com/thumb_241/120405907567djK9.jpg (01/03/10)

Rio 2016 and Vancouver 2010 signed a cooperation deal:

<http://www.rio2016.org.br/en/Imprensa/Releases/Release.aspx?idConteudo=1139> (01/03/10)

Canoe - Kayak Slalom:

http://webventure.ig.com.br/multimedia/fotos/2008/20080807_151140_g.jpg (01/03/10)

Beach Volleyball:

http://pastamanvibration.files.wordpress.com/2008/11/majtamsin_wideweb_470x3250.jpg
(01/03/10)

Gymnastics:

http://www.w22.com.br/barra/w22eventos_arquivos/JA8fotossite/Ginastica_Ritmica%5B1%5D.jpg (01/03/10)

Marathon:

<http://cache.virtualtourist.com/4071849-Marthon Photo Im in there somewhere-Omsk.jpg>
(01/03/10)

Basketball:

<http://www.worldwideticketing.com/images/sports/basketball/nba-playoffs-tickets-basketball.jpg> (01/03/10)

Talking about:

<http://kabuki.pt/center/images/voz1.jpg> (01/03/10)

Let's read?:

<http://penta2.ufrgs.br/edu/alfabetizacaovisual/figuras/livros.gif> (01/03/10)

Grammar time:

http://gkpmblog.files.wordpress.com/2009/03/grammar_time.jpg (01/03/10)

Pronunciation:

<http://jaemaree.files.wordpress.com/2007/08/parrot.gif> (01/03/10)

Listening!

http://thumbs.dreamstime.com/thumb_32/1133666746P652mt.jpg (01/03/10)

Vocabulary:

<http://www.writing.upenn.edu/~wh/images/words.jpg> (01/03/10)

Writing:

<http://brenooficial.files.wordpress.com/2008/06/escrever.gif> (01/03/10)

Glossary:

<http://www.tc.state.mn.us/classes/rjm/fedrjm/Images/glossary.jpg> (01/03/10)

Speaking:

<http://images.clipartof.com/small/15201-White-Person-Speaking-Through-A-Megaphone-Clipart-Illustration-Image.jpg> (01/03/10)

Girls cooking

<http://bloglog.globo.com/FCKeditor/UserFiles/Image/Tati%20e%20Aie%20cozinando.jpg>
(01/03/10)

Girls getting married

<http://wp.clicrbs.com.br/noiva/files/2009/12/gabriela-e-camila.jpg> (01/03/10)

Text References:

"The city" - Source: <http://www.rio2016.org.br/en/Cidade/> Access: 10/02/2010

"Strategies to read": Source: <http://42explore.com/skim.htm> (adapted) Access: 10/24/2009

"This was how volleyball was introduced - facts and information about the game":

<http://www.athleticscholarships.net/history-of-volleyball.htm> Access: 01/20/10

Some more about: http://en.wikipedia.org/wiki/Olympic_symbols (adapted) Access: 11/10/09

Grammar sites:

<http://www.sk.com.br/sk-irrv.html>

<http://www.englishpage.com/verbpage/simplepast.html> Access: 10/12/09

Video link:

English version: <http://www.youtube.com/watch?v=SrcYBHIt-Vs> Access: 02/20/2010

Portuguese version: <http://www.youtube.com/watch?v=-INnX8lyQsS> Access 02/20/10

Pronunciation link:

Source: <http://www.sk.com.br/sk-ed.html> 03/02/10

How to produce a website:

<https://www.google.com/accounts/ServiceLogin?continue=http%3A%2F%2Fsites.google.com%2F&followup=http%3A%2F%2Fsites.google.com%2F&service=jotspot&passive=true&ul=1> Access:
03/02/10

Other sites:

http://www.vemconcursos.com/opiniao/index.phtml?page_id=1161 Access: 03/13/2010

<http://42explore.com/skim.htm> Access: 03/13/2010

Books and articles' references:


Nova Escola. Abril: agosto de 2009. Issn: 01030116.

Paiva, Vera Lúcia de Oliveira e. (org.). *Práticas de ensino e aprendizagem de inglês com foco na autonomia*. Faculdade de Letras da UFMG: Belo Horizonte, 2005.

Murphy, Raymond. *Basic Grammar in Use*. Cambridge: 1993.

Schumacher, Cristina; White, Philip de Lacy; Zanettini, Marta. *Guia de Pronúncia do inglês para brasileiros: soluções práticas para falar com clareza*. 10 ed. Campus: São Paulo, 2002.

Brown, D. H. *Language Assessment: Principles and classroom practice*. N.Y: Longman, 2004.



Teacher's manual



Talking about...

Objective:

In this activity Ss have the opportunity to talk about sports in general.

Some pictures were showed in order to provide the discussion "Which sports are Olympic? Which are not?"

Steps:

1 - Ask Ss to look at the pictures.

2- Ask them: "Do you know these sports?"

3- Show them the names in the blue box in the right. Repeat the names in order to improve their pronunciation.

4- Ss name each sport.

Answer Key:

Soccer - Volleyball

Windsurf - Handball

Golf - Snooker

5- Ss answer the questions oral. Check the answers with the whole group.

Answer Key

A - personal

B - personal

C - Soccer, Windsurf, Volleyball and Handball.

D - personal



Face the Challenge

Objective: After discussing about Olympic sports, Ss must go on with their knowledge building facing the challenge proposed.

Ss have to activate their previous knowledge. They are supposed to show what they know about Olympic sports.

Step:

Ss will list 6 sports and their characteristics.

Attention! Give Ss the opportunity to search about sports in general. It is going to help them during the activities.



Objective: Read a text about the host city of the Olympic Games in 2016: Rio de Janeiro.

Part 1

Tell Ss to answer the question provided.

A - Personal. Answers such as the following are expected:

Rio de Janeiro is beautiful.

Rio de Janeiro is violent.

Corcovado is in Rio de Janeiro.

Etc...

B - Ss will fill in the blanks with the names of the sights showed.

Answer Key:

Corcovado

Sugar Loaf

Maracanã Stadium and Maracanãzinho

Check the answers orally.

THE TEXT:

- 1- Tell Ss to read the text.
- 2- Clarify any questions about the vocabulary.
- 3- If you decide, let them use the dictionary.
- 4- Ask them to solve the reading comprehension.

Answer Key:

A - In January, 1502.

B - The Portuguese Royal Family came to Rio in 1808.

C - The gold mines had been exhausted.

D - Coffee.

E - Personal.

Strategies to read:

Strategies to read are important in order to help Ss become a reader with critic view and with own opinion. Explain/teach Ss what Skimming and Scanning are. After that, motivate them to use the strategies mentioned while reading a text.



STRATEGIES TO READ

Skimming is used to quickly identify the main ideas of a text. When you read the newspaper, you're probably not reading it word-by-word, instead you're scanning the text. People often skim when they have lots of material to read in a limited amount of time.

Scanning is a technique you often use when looking up a word in the telephone book or dictionary. You search for key words or ideas. In most cases, you know what you're looking for, so you're concentrating on finding a particular answer. Once you've scanned the document, you might go back and skim it.

Source: <http://42explore.com/skim.htm> (adapted) Access: 24/10/2009

To help the TEACHER:

It is interesting if Ss look for more information about Strategies to read. Tell them that they can know more throughout books, magazines and sites. Give them these sites:

http://www.vemconcursos.com/opiniao/index.phtml?page_id=1161 Access: 03/13/2010

<http://42explore.com/skim.htm> Access: 03/13/2010

Post reading activity:

In this part of the Reading section, Ss will be motivated to search for more information about Rio de Janeiro.

Know more about climate, culture, geographical aspects, will help Ss understand better about what can happen during the Olympic Games in 2016.

Step:

Ask Ss to search.

If you want, you can provide a whole class discussion. It will be a good opportunity to share information between the Ss.



Grammar time!

Objective: In this Grammar Time section, Ss will deal with the Simple Past tense of irregular and regular verbs. Together with it, it is provided the Grammar Help section, in which Ss will have more details.

Part A -

The Ss must read the text: "The city" before going on doing the exercises.

Steps:

1 - Ss read the text: "The city" .

2- Ask them to find out in the text the sentences showed.

Answer key:

THE CITY

The city is officially mentioned for the first time when, in January 1502, the second Portuguese exploratory expedition, commanded by Gaspar Lemos, arrived at the bay, which the navigator assumed to be the mouth of a river, therefore calling the region Rio de Janeiro (River of January). In 1530, the Portuguese court sent an expedition to colonize the area, rather than continuing to use it only as a stop-over on their maritime adventures. The French, however, had had a presence in Rio de Janeiro and its surroundings since the beginning of the century and were willing to fight for control of the region. In 1560, after a series of unsuccessful attempts, the Portuguese expelled the French. **The Portuguese city grew up around São Januário Hill**, later known as Castle Hill, and then Praça Quinze, a square which is still the heart of Rio. The city developed due to its natural vocation as a port. At the same time that gold was discovered in Minas Gerais State, at the end of the seventeenth century, the governor of Brazil was made viceroy. Salvador was the colonial capital, but the growing importance of the port of Rio ensured the transfer of the seat of power to the south, to the city that would become, and still is, the intellectual and cultural center of the country.

In 1808, the Portuguese royal family came to Rio de Janeiro, as a refuge from the threat of Napoleon's invasion. In this period the city developed considerably, with the establishment of new activities and construction of large buildings. **When the royal family returned to Portugal** and after the independence of Brazil in 1822, the gold mines had been exhausted and given way to a different source of wealth: coffee. The city continued to grow through the nineteenth century, initially northward, to São Cristóvão and Tijuca, and then towards the South Zone, through Glória, Flamengo and Botafogo. However, in 1889, the abolition of slavery and poor harvests interrupted progress. This period of social and political unrest led to the Proclamation of the Republic. Despite this, Rio, then called the Federal District, remained the political center and capital of the country. The beginning of the twentieth century saw the creation of wide streets and imposing buildings, mostly in the French fin-de-siècle style. Rio de Janeiro maintained its position until the inauguration of Brasília as capital of the republic in 1960. Capital of the state of Rio de Janeiro, the city remains the social and cultural center of the country.

Source: <http://www.rio2016.org.br/en/Cidade/> Access: 10/02/2010

3- Ask them: "The verbs in **bold** are in the past, present or future tense?"

Answer key: All the verbs are in the past tense.

4- They are expected to clarify their answers by giving examples or any other information.

Possible answer:

- They are in the past because the text is a narration about the past of Rio de Janeiro.

5- Show them the Grammar Help! section. Explain/teach the differences between regular and irregular verbs in the past tense. Do not forget to tell them **not** working with the PAST PARTICIPLE column.

PART B -

Objective: In this part B Ss will read the text again and complete the sentences according to the text and the verbs given.

Answer key:

1- "The Portuguese royal family **CAME** to Rio de Janeiro..." (to come)

- 2- "In 1560, after a series of unsuccessful attempts, the Portuguese **EXPELLED** the French." (to expell)
- 3- "The city **DEVELOPED** due to its natural vocation as a port." (to develop)
- 4- "The city **CONTINUED** to grow through the nineteenth century" (to continue)

Practicing more...

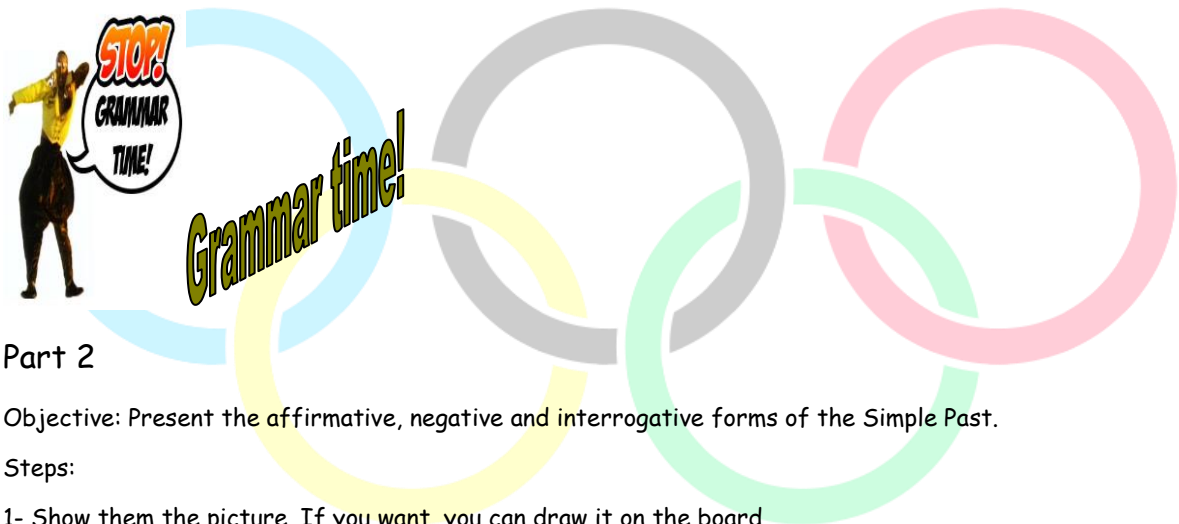
Ss read the text about volleyball and highlight the verbs in the past tense.

Tip: If you want, ask them to work in pairs. They can, in this way, share information about verbs in the past.

Encourage the Ss to produce meaningful sentences with the verbs taken from the text.

Select volunteers to say out loud the sentences for the whole class. Correct any possible mistake.

(pronunciation, grammar mistake)



Part 2

Objective: Present the affirmative, negative and interrogative forms of the Simple Past.

Steps:

- 1- Show them the picture. If you want, you can draw it on the board.



Ss will understand when actions in the Simple Past happen. Explain them that actions start and finish in a past moment, such as showed in the picture above.

- 2 - Use the examples given to clarify how they are going to produce negative, affirmative and interrogative sentences.

- 3 - Ask them to complete the rule.

Answer key:

RULE: Use the SIMPLE PAST to express the idea that an action STARTED and finished at a SPECIFIC time in the past. Use the auxiliar DID to make interrogative sentences and DID NOT or DIDN'T in the negative. Sometimes, the speaker may not actually mention the specific time, but they do have one specific time in mind.



Pronunciation

Objective: Tell Ss how important is the correct pronunciation of the -ed endings in the regular verbs.

Steps:

- 1- Present each of the -ED pronunciation. If it is necessary, explain the symbols /d/, /t/, /əd/
- 2- Pronounce the words given as examples. Ask Ss to repeat.
- 3- Part B

Ask Ss to put the words in the correct column. They have to realize that those words are from the text: "The city".

Answer Key:

B - Put the words* in the correct column:

mentioned - arrived - expelled - discovered - returned - interrupted - called - developed

/d/	/t/	/əd/
Mentioned - called	developed	interrupted
Expelled - arrived		
discovered		
returned		

EXTRA ACTIVITY:

Ask Ss to make sentences using the verbs in part B. Encourage them to talk about themselves.

Correct the sentences orally.

Some more about

The Some more about... section was done to help Ss understand some curiosities about the Olympic Games over the years. Encourage them to produce more Some more about... in their notebooks. It will increase their interests about the Games.

* Cool Activity: If it is preferred, encourage Ss to produce posters with the information found.



Listening!

Part A

Objective: Activate Ss Knowledge about what are necessary to make Rio de Janeiro the host city of the Olympic Games in 2016.

Steps:

- 1- Encourage Ss to give their opinion about what is necessary to transform Rio de Janeiro in the host city of the Olympic Games in 2016.
- 2- Tell them to revise all the vocabulary studied during the unit.

Part B

Objective: Watch a video about the master plan to transform Rio in the host city of the Olympic Games in 2016. (Duration: 5:13)

Teacher: Access: <http://www.youtube.com/watch?v=SrcYBHI+-Vs> to watch the video in the internet.

The same video is provided in the CD: TEACHER'S VIDEO RESOURCE.

- As a support material, in the TEACHER'S VIDEO RESOURCE, there is a Portuguese version of the video cited above. To access the Portuguese version, visit: <http://www.youtube.com/watch?v=-INnX8lyQSS>.

Steps:

- 1- Watch the video. If it is necessary repeat it twice.

- 2- Ask Ss while listening the video to write the words they got down.
- 3- Read the Tip box (green box). Encourage the Ss to create a vocabulary schema. In this way they will internalize the words easier.
- 4- Ss read the questions a, b and c. Clarify any vocabulary doubt.
- 5- Ask Ss to answer the questions.

Answer key:

a- Barra da Tijuca.

b- Answers can vary.

c- Answers can vary / Possible answer:

Beach volleyball - Copacabana beach

6- Check Ss answers.

7- If necessary, repeat once again the video.

PART C

Objective: Ss will formulate their own opinion about the master plan showed in the video. They have to agree with the aspects or not. Encourage them to justify their answer.

Step: Ask Ss to answer the question and justify their answer. Select any interesting answer and ask other Ss: "Do you agree with...?"

Video Script*

"Welcome to the Rio 2016 Olympic and Paralympic games master plan. All sports will be stated within the city of Rio de Janeiro in four venue clusters. Among the four is Deodoro, centered around the legendary Maracanã, alongside the iconic beaches of Copacabana and in the vibrant and striving neighborhood of Barra. With all venue clusters linked by a high performance transport train and a network of Olympic lanes. Seven years from now this sighting in Barra will have been transformed as it becomes the home of the Rio 2016 Olympic and Paralympic Village . Fully funded as part of Rio's long-term development plan, this complex will feature the Rua Carioca, Entertainment Boulevard and a private Olympic beach, exclusively for our athletes. The Barra cluster will host nearly 50% of Rio 2016 competitions. At the existing Rio Centro, four Olympic and two Paralympic sports will take place. The media village is right next door and just across the street are the IBC/MPC and the Olympic park which will host ten Olympic and eleven Paralympic sports. A legacy that started during the Rio 2007 Pan American Games, the Olympic Training Center will provide well class training for athletes in 22 sports, a first of its kind in South America, this facility will operate these venues for decades to come. Also in the Olympic Park, is the first of four Rio 2016 live sites, creating a celebration of sport within each and any cluster. A new six-lane highway will link Barra to nearby Deodoro. This cluster will host equestrian in a stunning setting. Additional sports will include Modern Pentathlon and Fencing, while Shooting will take place nearby. The center piece of Deodoro will be the X-Park a venue to youth with BMX, Mountain Bike and Canoe-Kayak Slalom. Just east of Deodoro is the Maracanã cluster, built for the 2017 Pan American Games, the state of João Avelange Olympic Stadium will be filled with

spectators cheering athletics. Nearby is the legendary Maracanã stadium which will host football as well as unforgettable Olympic and Paralympic ceremonies filled with all the passion of unique Brazilian celebration. And right next door, the Maracanãzinho Arena will host volleyball. Archery and the start and finish of the Olympic Marathon will be infused with the spirit of Rio in Sambódromo, home of the legendary Carnival. Nearby in the Copacabana Cluster, Sailing will take place in Marina da Glória, against the backdrop of a vibrant city and the famous Sugarloaf Mountain . Alongside the beautiful Guanabara Bay, Road Cycling, Race Walk and Marathon courses will be some of the most scenic ever. Throughout the city, the passion of Brazilian fans will be infectious, but on the Copacabana sand that spirit will truly come to life during beach volleyball. And down the beach, huge crowds will come together to watch Triathlon and Marathon Swimming. Rowing and Canoe-Kayak will be held in the Lagoa in the stunningly beautiful heart of the city and at the foot of the iconic Corcovado Mountain . Imagine the breath-taking images that will captivate viewers from around the world. All this in a city where the passion of the people makes events unforgettable. The Rio 2016 Olympic and Paralympic Games will transform the city, inspire a continent and energize the Olympic and Paralympic movements for generations to come. I hope you will join us in Rio de Janeiro, where you can live your passion. Rio 2016"

* This script was done by Luana Vieira de Assis.



Vocabulary...

Objective: Improve Ss vocabulary.

Steps:

1- Tell Ss that the sentences were taken from the video:

<http://www.youtube.com/watch?v=SrcYBHIt-Vs> .

2- Ask them to read each of the sentences and mark the best option to classify the words in orange.

Answer key:

7-5-8-4-10-6-1-7-3-9-2

3- After, tell Ss to fill in the blanks with the words presented in previous exercise.

* Suggestion: If you want, solve this exercise together with your Ss or let them work in pairs or small groups.

Answer Key:

a- Foot c- unforgettable e- olympic g- live/village i- America

b- Brazilian d- imagine f- beautiful h- passion j- viewer

4- Correct the exercise.

Getting more information...

Objective: work with the genre website.

- 1- Revise with the Ss the reading strategies mentioned in the Tip box.
- 2- Ask them to solve exercises a,b and c presented after the text. They are done to make Ss realize what are the main characteristics about a website.

Answer key:

- a- No, it doesn't.
- b- It was taken from: www.rio2016.org.br/en/Imprensa/Releases/Release.aspx?idConteudo=1139 . A specialized website on the 2016 Olympic Games.
- c-
(X) the reader has to know how to navigate through it.
(X) it shows some important information, such as: the address it was taken from and the date it was published.
(X) it shows other links in order to help the reader's search for more data.
(X) it has the purpose to publish every new about the Olympic Games in Rio 2016.
() the reader has to have a permission to access the content.

- 3- Motivate Ss to answer the question: "What else can you identify as a website's characteristic?"
- 4- Tell them to read the text again. Remind all the time the reading strategies.
- 5- Ask them to answer the activities proposed.

Answer key:

- a- Rio de Janeiro and Vancouver.
 - b- Vancouver was worried about the environment.
 - c- In the last Saturday, 27th.
 - d- They were concerned about how to protect the environment by constructing ecological buildings, etc.
- 6- Check their answers.



Objective: Ss will learn, practicing, how to produce a website.

Steps:

- 1- Ss search on the internet, books, magazines and so on everything about the history of the Olympic Games.
- 2- They write the information on their notebooks.
- 3- Encourage them to produce a website.
- 4- Divide the class into four groups.
- 5- Go to the address:
<https://www.google.com/accounts/ServiceLogin?continue=http%3A%2F%2Fsites.google.com%2F&followup=http%3A%2F%2Fsites.google.com%2F&service=jotspot&passive=true&ul=1> to learn about how the websites can be done.
- 6- Give them a time to produce the website.
- 7- Topics to observe during the process:
 - Pre-writing: students collect information and begin to organize it into a cohesive unit. This includes reading, take notes, brainstorming and categorization of information. It's a way to organize thoughts.
 - Writing: the student transfers the information collected and organized for the format required. This stage allows them to set the course that the work will take.
 - Revising or editing: It's the least favorite for "writers," especially for beginners. The review involves editing, delete, reorganize and replace words, phrases and even whole paragraphs for written production more accurately represents their ideas. It is an ongoing process that evolves along with the text.
 - Proofreading - is the time to check their mistakes. The students revise their own text and analyze grammar, punctuation and spelling. Check the quantity and quality of information obtained during the research done by apprentices. Rate the creativity and commitment of students to submit work.
- 8- Analyze the quantity and the quality of the information got. Assess the Ss's creativity and commitment during the process.
- 9- Ask them to give you the address of their websites.



Speaking!

Objective: Give an opportunity to discuss.

Steps:

- 1- Divide the class into pairs.

- 2- Explain the question proposed.
- 3- Give them 15 minutes to discuss about the topic.
- 4- Ask some Ss to report their conclusions to the whole class.
- 5- Encourage them to justify their answer.



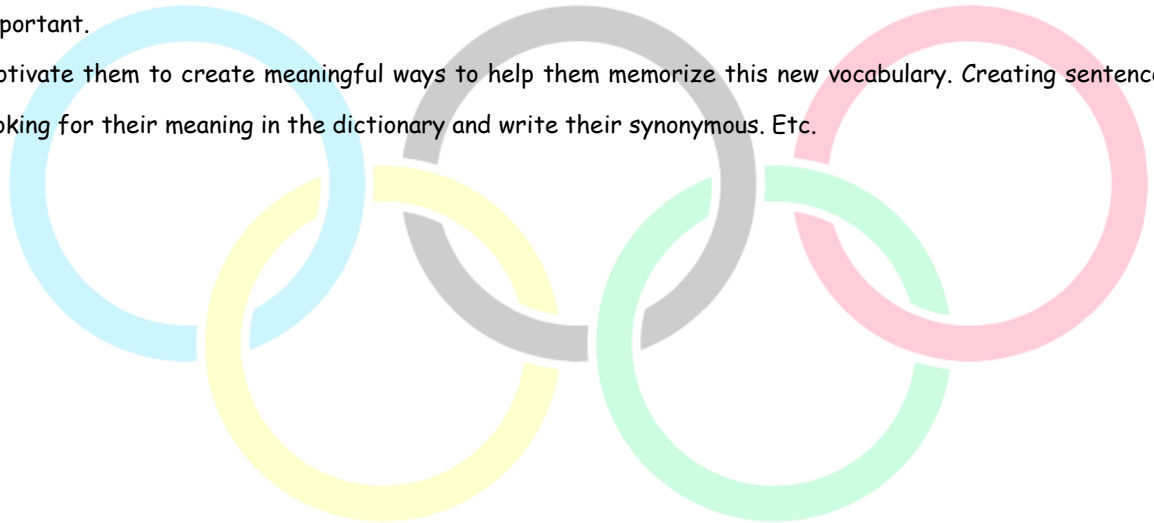
Glossary

Objective: Produce a personal dictionary, according to the unit studied.

Step:

Encourage Ss to write each word, phrase or expression that appeared through the unit that they think is important.

Motivate them to create meaningful ways to help them memorize this new vocabulary. Creating sentences, looking for their meaning in the dictionary and write their synonyms. Etc.



Test

Name: _____

Date: / / GRADE: _____

Teacher: _____

Instructions:

- 1- Read all your test before doing it.
- 2- Do not rely on any kind of help, either books/dictionaries or classmates.
- 3- Answer your test carefully.
- 4- Read it again after you finish.

1)- Read the text and answer the proposed activities. (15 marks)



One of the world's largest stadiums, Maracanã was built for IV World Cup of Football that happened in Rio in 1950. Brazil unfortunately lost to Uruguay that year, but today it's the only nation in the world to hold 5 titles.

Soccer is the national sport in Brazil, and the stadium is often filled to capacity with more than 90,000 people when there is a major match, and the official record is of 183,341 spectators in 1969. This is where Pelé made his 1,000th goal.

Maracanã is also used for mega-shows every now and then, and artists like Frank Sinatra, Paul McCartney and the Rolling Stones have already performed here. Next door to it are Maracanãzinho, a smaller bowl with a capacity of 20,000 and the Olympic Stadium Célio de Barros, often used for international competitions.

You are welcome to watch a match if you come during the season. The best way to make sure you get a good seat is [making the arrangements through a travel agency](#) or the [conciierge of your hotel](#). In addition to well-located seats the package includes round-trip transportation. As the stadium is in a popular area, away from the South Side, you do may prefer not to go on your own .

Source: <http://www.ipanema.com/citytour/maracana.htm> (03/01/10)

1.1 Choose the true sentences: (5 marks)

- () Maracanã was built for the fourth Olympic Games.
- () This is the stadium where Pelé made his 1000th goal.
- () Maracanã is also place for other events.
- () Its capacity is around 20,000 people.

1.2 According to the text, choose the best word to fill in the sentences. (5,0 - 1 mark each)

- 1- Many artistsin the stadium.
- 2- Maracanã built for the World Cup.
- 3- The official recordin 1969
- 4- This is where Pelé his goal.
- 5- Brazil the championship to Uruguay.

1.3 Choose the best answer that describes the word in **bold**: (5 marks, 2,5 each)

a) "One of the world's **largest** stadium..."

- () Largest means big.
- () Largest means that there are no stadiums that overcome Maracanã.

b) "**Next door** to it is Maracanãzinho.."

- () Next door is an expression used to say that something is near.
- () Next door is not an expression.

2) – Create a home page of a fake website. Do not forget to put news and links to other sites. Follow the instructions: (20 marks)

1- The title of your website is: "The Olympic Games in Brazil"

2- Insert at least two news about the theme. (you can invent)

3- Insert links for other sites.

3)- Listen to Conrad. He is going to talk about 6 different sports. Choose the correct options. (12 marks – 1 each) Source: <http://www.ello.org/english/Games/G040-Sports.html#TextPage> Access: 01/03/10

a-

Soccer Basketball Volleyball

b-

Boxing Water Polo Soccer

c-

Water Polo Swimming Running

d-

Table tennis Tennis Snooker

e-

Golf Soccer Handball

f-

Swimming Water polo Handball

Listen again. Answer the questions.

Who invented the first sport?

a Canadian man an American man

How many rounds are there in the second sport?

ten rounds twenty rounds

What is the goal of the third sport?

Throw the ball into the net Swim fast

In which country the fourth sport has a famous player?

() China

() Japan

Who can use the hands in the fifth sport?

() everybody

() Goalee / Goalkeeper

Where does the sixth sport happen?

() In the swimming pool

() In the sea.

4- Speaking – Guidelines for teachers. (13 marks)

* Important: Teachers may decide on how to conduct the speaking test. Note the number of students, the time available and the place to make the test.

** Important: The main objective of this speaking test is check the Simple Past tense Knowledge.

*** Important: Teacher can vary the pictures.

Present this picture:



Ask:

1) What happened with these two girls in the last holiday?

Answer: Ss will predict what happened with these two girls.

Explain that you are going to give the beginning and the end of the story.

Start the story:

Sarah and Jessica are friends. This photo was taken in the last holiday. They were in Jessica's house.

....

- Ss have to create the story.

And this is how the story ends.

Present this picture.



- Teacher is going to show the beginning picture and the ending picture. Give them around 10 minutes to talk. Ss must finish the story according to the second picture.

Test answer key

Reading part -

Answer key-

1.1

This is the stadium where Pelé made his 1000th goal.

Maracanã is also place for other events.

1.2

- 1- Many artists performed in the stadium.
- 2- Maracanã was built for the World Cup.
- 3- The official record was in 1969.
- 4- This is where Pelé made his goal.
- 5- Brazil lost the championship to Uruguay.

1.3

a) "One of the world's **largest** stadium..."

() Largest means big.

(X) Largest means that there are no stadiums that overcome Maracanã.

b) "**Next door** to it is Maracanãzinho.."

(X) Next door is an expression used to say that something is near.

() Next door is not an expression.

Scoring

1.1

5 marks the whole question. There are two sentences that are true. If Ss choose only one correct sentence give 2,5 marks. If he/she doesn't choose any correct sentence, give 0 marks.

1.2

5 marks - 1 mark each

1.3

5 marks - 2,5 marks each

Rationale -

Reliability

Objective activities. Instructions are clear. They increase the reliability.

Practicality

The test is easy for teachers correct and administered.

Authenticity

All the material presented in the test is taken from the internet. So authenticity is high.

Validity

Content validity and face validity are high because Ss face similar exercises previously.

Washback

Ss will have access to the teacher to have a feedback and to check the evaluation. So, the positive washback is guaranteed.

Writing part -

Scoring: 20 marks

Guide to Scoring

Excellent -

From 14 to 20 - Ss successful accomplish the exercise. Vocabulary, genre and sentence structures were observed. Instructions were followed.

Good -

From 9 to 13 - Ss accomplish the exercise. Vocabulary, genre, instructions and sentence structures were partly observed.

Fair -

From 0 to 8 - Ss fail to accomplish the exercise given. Vocabulary, genre, instructions and sentence structures were not observed.

Rationale -

Reliability

Objective activities and scoring procedures. Instructions are clear. They increase the reliability.

Practicality

The test is easy to be administered but it is not so simple to correct.

Authenticity

All the material presented in the test is taken from the internet. So authenticity is high.

Validity

Content validity and face validity are high because Ss face similar exercises previously.

Washback

Ss will have access to the teacher to have a feedback and to check the evaluation. So, the positive washback is guaranteed.

Listening part -

Scoring -

12 marks - 1 mark each

Answer Key -

a-

Soccer Basketball Volleyball

b-

Boxing Water Polo Soccer

c-

Water Polo Swimming Running

d-

Table tennis Tennis Snooker

e-

Golf Soccer Handball

f-

Swimming Water polo Handball

Listen again. Answer the questions.

Who invented the first sport?

a Canadian man an American man

How many rounds are there in the second sport?

ten rounds twenty rounds

What is the goal of the third sport?

(X) Throw the ball into the net () Swim fast

In which country the fourth sport has a famous player?

() China (X) Japan

Who can use the hands in the fifth sport?

() everybody (X) Goalee / Goalkeeper

Where does the sixth sport happen?

(X) In the swimming pool () In the sea.

Rationale -

Reliability

Objective activities and scoring procedures. Instructions are clear. They increase the reliability. Multiple-choice tasks allow high rater reliability.

Practicality

The test is easy to be administered and it is simple to correct.

Authenticity

All the material presented in the test is taken from the internet. So authenticity is high.

Validity

Content validity and face validity are high because Ss face similar exercises previously.

Washback

Ss will have access to the teacher to have a feedback and to check the evaluation. So, the positive washback is guaranteed.

Speaking part -

Scoring –

13 marks

Excellent –

10 to 13 marks: Ss have good vocabulary, understand the exercise and follow the instructions.

Good –

5 to 9 marks: Ss tries to communicate. They don't understand the exercise and do not follow the instructions.

Fair –

0 to 4: Ss do not communicate. They don't understand the exercise and do not follow the instructions.

Rationale –

Reliability

Objective activities and scoring procedures. Instructions are clear. They increase the reliability.

Practicality

The test is easy to be administered.

Authenticity

All the material presented in the test is taken from the internet. So authenticity is high.

Validity

Content validity and face validity are not so high because Ss face similar exercises and the vocabulary previously.

Washback

Ss will have access to the teacher to have a feedback and to check the evaluation. So, the positive washback is guaranteed.

